



UNIONE EUROPEA
Fondo sociale europeo



Regione
Lombardia



POR 2014-2020 / OPPORTUNITÀ E INCLUSIONE



Dote Unica Lavoro Monitoraggio sintetico

7/11/2016

POR FSE 14-20

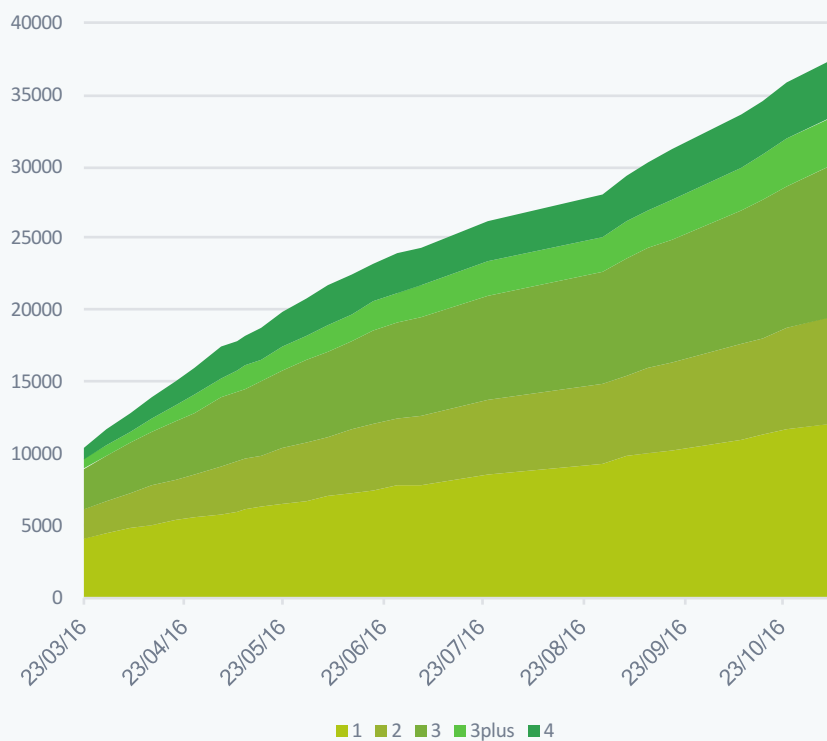


Regione
Lombardia



DUL

Andamento assegnazione doti per fascia



66%

TOTALE PRENOTATO 58.080.710,67 €

Importo prenotato su un finanziamento totale di 87.370.827,58 pari al 66,48 %

37.407

37.407

Doti prenotate

1.552

1.552,67 €

Valore medio della dote

224

224

Operatori accreditati coinvolti



UNIONE EUROPEA
Fondo sociale europeo



Regione Lombardia



POR 2014-2020 / OPPORTUNITÀ E INCLUSIONE



Regione Lombardia



UNIONE EUROPEA
Fondo sociale europeo



Regione
Lombardia



POR 2014-2020 / OPPORTUNITÀ E INCLUSIONE



Prenotato per fascia



14,75 %

FASCIA 1

9.293.650,75 €



16,69 %

FASCIA 2

10.517.204,70 €



39,72 %

FASCIA 3

25.025.688,35 €

71,17 %

Finanziamento totale

63.000.000,00

Ad oggi 45.194.233,28 €



64,95 %

FASCIA 3 PLUS

9.742.365,91 €

64,95 %

Finanziamento totale 15.000.000,00



47,51 %

FASCIA 4

3.501.800,96 €

47,51 %

Finanziamento totale 7.370.827,28

Budget di sostituzione: 2.000.000,00 , di cui 157.850,55 già consumati.



Regione
Lombardia

Destinatarî per provincia



UNIONE EUROPEA
Fondo sociale europeo



 **Regione Lombardia**

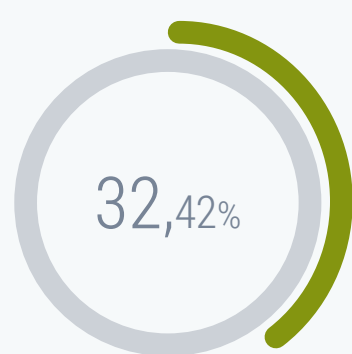
 **fse**

POR 2014-2020 / OPPORTUNITÀ E INCLUSIONE

Provincia	Fascia 1	Fascia 2	Fascia 3	Fascia 3 Plus	Fascia 4	TOT	%
BG	778	679	1.340	464	68	3.329	8,9%
BS	1.090	795	1.078	472	161	3.596	9,6%
CO	570	353	482	65	155	1.625	4,3%
CR	318	175	276	28	7	804	2,1%
LC	464	292	227	25	53	1.061	2,8%
LO	237	145	235	39	36	692	1,8%
MB	1.156	617	957	275	1.201	4.206	11,2%
MI	5.377	3.242	4.009	1.147	1.989	15.764	42,1%
MN	487	314	554	108	99	1.562	4,2%
PV	514	217	345	428	51	1.555	4,2%
SO	46	56	120	33	41	296	0,8%
VA	1.092	566	875	222	158	2.913	7,8%
Totale complessivo	12.129	7.454	10.499	3.306	4.019	37.407	100,0%

 **Regione Lombardia**

Destinatari per fascia



 **12.129**
FASCIA 1

 **5.678 (47%)**
FEMMINE

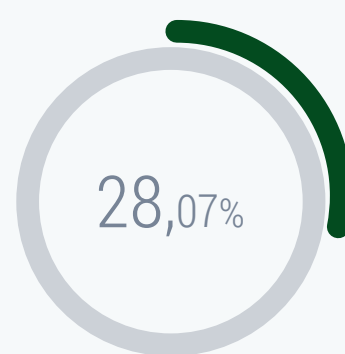
 **6.451 (53%)**
MASCHI



 **7.454**
FASCIA 2


 **3.443 (46%)**
FEMMINE

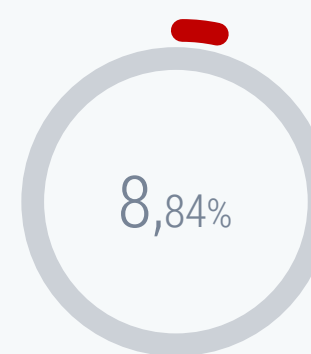
 **4.011 (54%)**
MASCHI



 **10.499**
FASCIA 3


 **5.384 (51%)**
FEMMINE

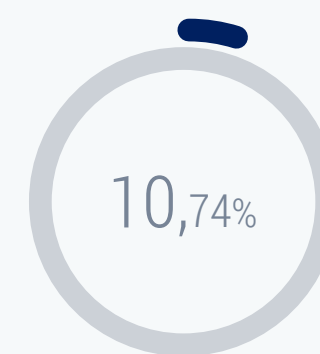
 **5.115 (49%)**
MASCHI



 **3.306**
FASCIA 3PLUS

 **1.383 (42%)**
FEMMINE

 **1.923 (58%)**
MASCHI



 **4.019**
FASCIA 4

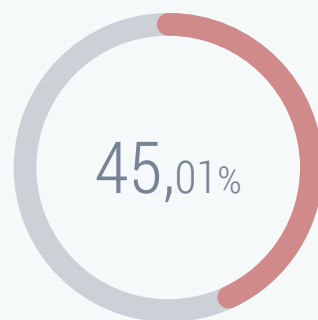
 **949 (24%)**
FEMMINE

 **3.070 (76%)**
MASCHI

Destinatari per genere

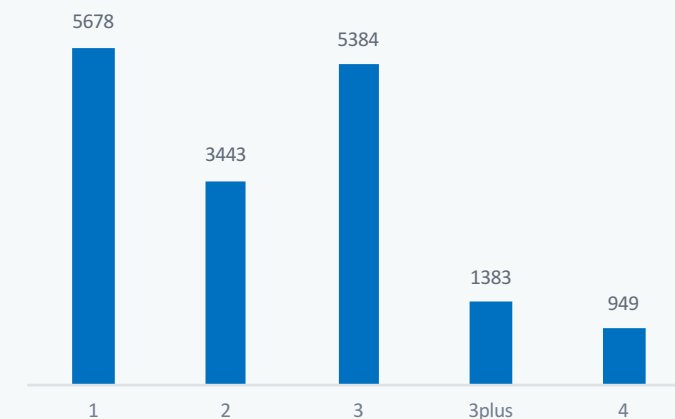


20.570
MASCHI

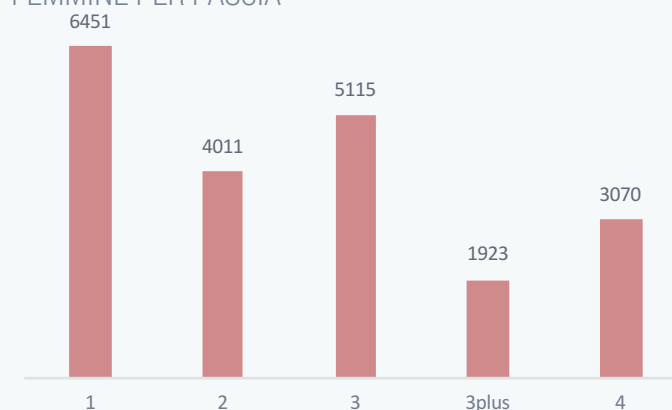


16.837
FEMMINE

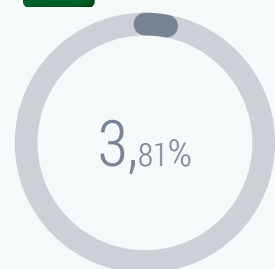
POR 2014-2020 / OPPORTUNITÀ E INCLUSIONE
MASCHI PER FASCIA



FEMMINE PER FASCIA



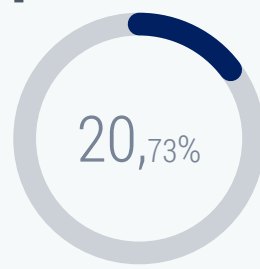
Destinatari per età



1.424
Età 15-24

553 (39%)
FEMMINE

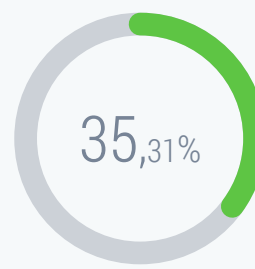
871 (61%)
MASCHI



7.756
Età 25-34

3.549 (46%)
FEMMINE

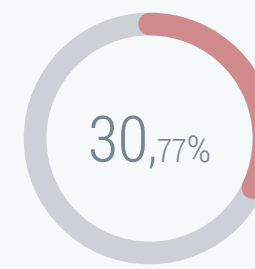
4.207 (54%)
MASCHI



13.209
Età 35-44

6.273 (47%)
FEMMINE

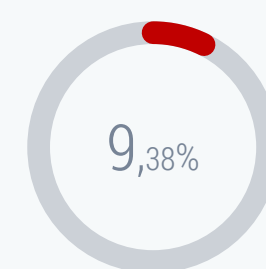
6.936 (53%)
MASCHI



11.509
Età 45-54

5.205 (45%)
FEMMINE

6.304 (55%)
MASCHI



3.508
Età >55

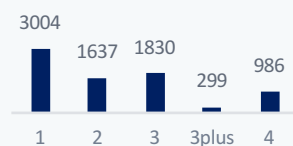
1.256 (36%)
FEMMINE

2.252 (64%)
MASCHI

ETA' 15-24 PER FASCIA



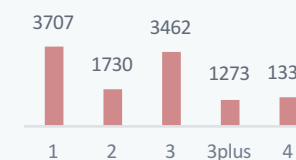
ETA' 25-34- PER FASCIA



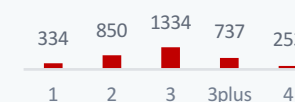
ETA' 35-44 PER FASCIA



ETA' 45-54 PER FASCIA



ETA' >55 PER FASCIA





UNIONE EUROPEA
Fondo sociale europeo



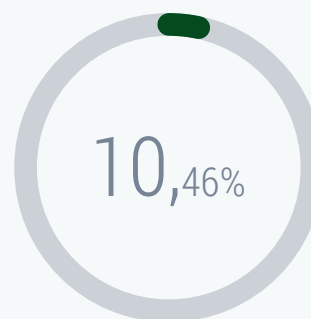
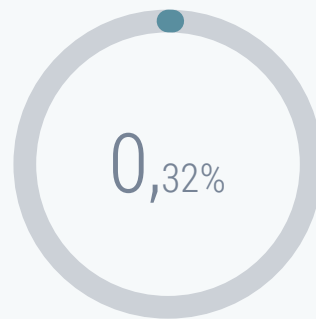
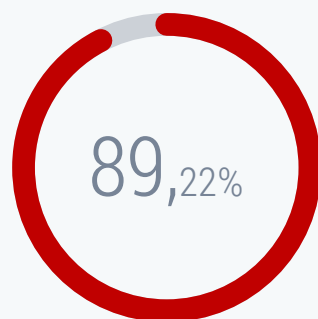
Regione Lombardia



POR 2014-2020 / OPPORTUNITÀ E INCLUSIONE



Destinatari per condizione occupazionale



33.374

DISOCCUPATI



121

NON OCCUPATI



3.912

OCCUPATI



15.892 (48%)

FEMMINE

17.482 (52%)



MASCHI



85 (70%)

FEMMINE

36 (30%)



MASCHI



860 (22%)

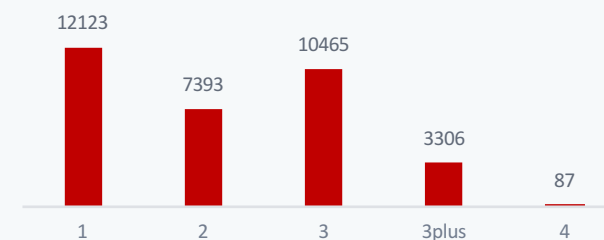
FEMMINE

3.052 (77%)

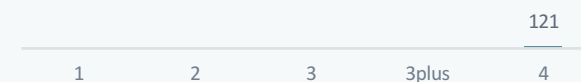


MASCHI

DISOCCUPATI PER FASCIA



NON OCCUPATI PER FASCIA


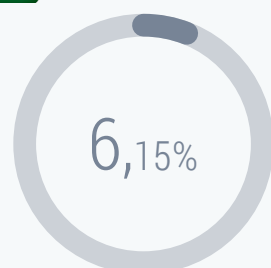


OCCUPATI PER FASCIA




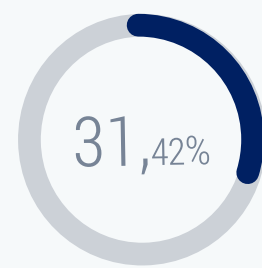
Regione Lombardia

Destinatari per titolo di studio




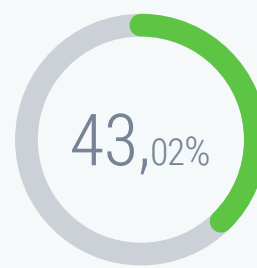
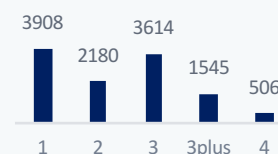
Scuola primaria

ISCED 1 PER FASCIA




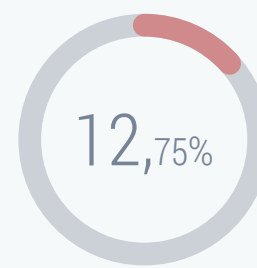
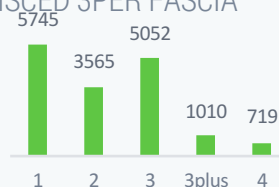
Scuola secondaria
di primo grado

ISCED 2 PER FASCIA



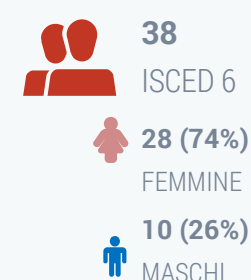
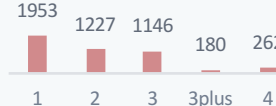
Scuola secondaria
di secondo grado

ISCED 3 PER FASCIA



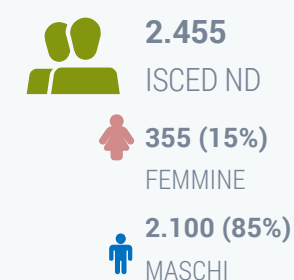
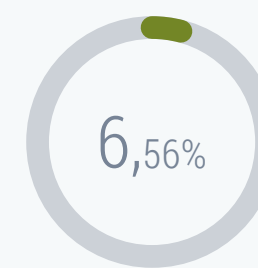

Laurea
Laurea magistrale

ISCED 5 PER FASCIA




Dottorato di ricerca

ISCED 6 PER FASCIA



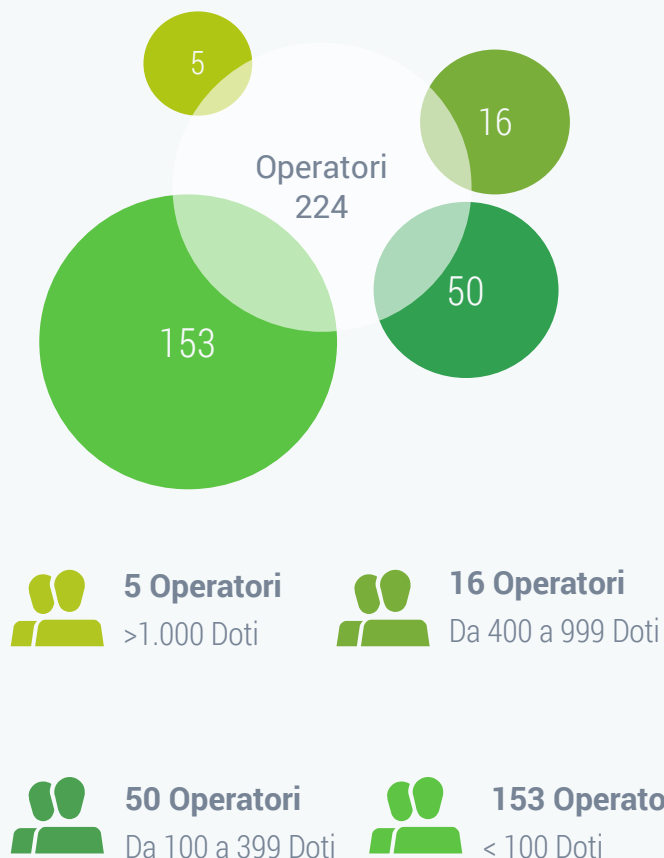
Non specificato

ISCED ND PER FASCIA





Destinatarî per Operatore



OPERATORI TOP 10 PER IMPORTO PRENOTATO

Operatori	N. Doti	Prenotato	% SU TOT
ADL	5.089	6.775.664,64 €	11,67%
ADL	2.619	3.708.901,56 €	6,39%
ADL	2.303	2.737.051,40 €	4,71%
ADL	1.956	2.668.065,48 €	4,59%
ADL	1.451	1.837.624,14 €	3,16%
ALTRO	932	1.772.964,66 €	3,05%
AFOL	859	1.510.490,32 €	2,60%
AFOL	803	1.507.300,76 €	2,60%
AFOL	752	1.004.153,22 €	1,73%
AFOL	731	1.439.598,74 €	2,48%